


September 2017 SWR Stage-2

THE BUFFALO HUNTER



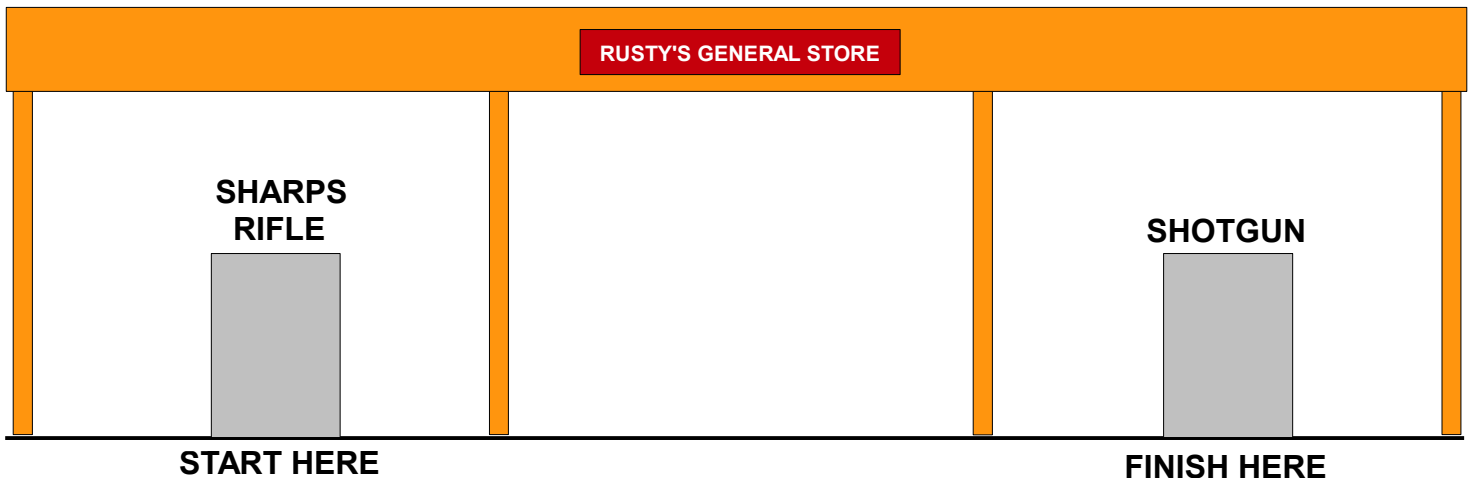
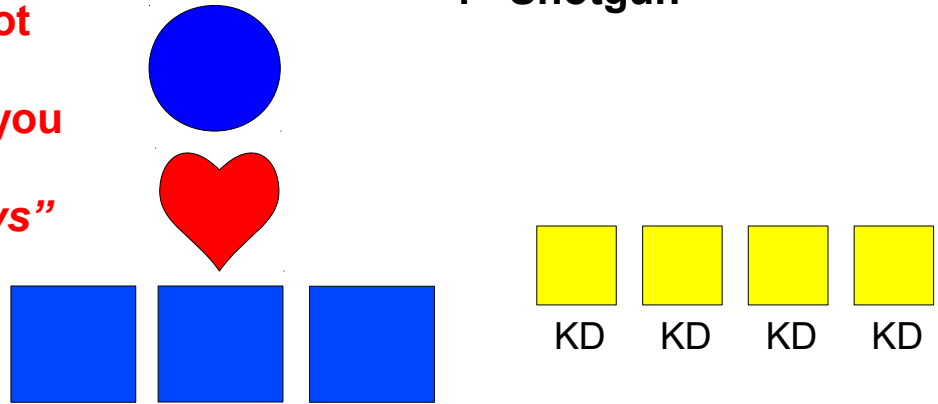
Ammo required:

1 Sharps Rifle (furnished)

10 or 5 Pistol

4+ Shotgun

**The Sharps Rifle is shot
off of the clock.
The Timer starts when you
Say the line:
"Mark your targets Boys"**



Out in Montana near the Little Bighorn River you shoot a Buffalo for your expedition's supper. A small war party of Lakota discovers your kill. They were not happy you invaded their hunting grounds and charge into your camp. Your rifle is nowhere to be found. You scare off some of the attackers with your Pistols and use your Shotgun on the rest of them.

Stage Procedure:

Pistols holstered with (5) rounds each, hammer down on an empty chamber. Sharps Rifle to be loaded with (1) round under the supervision of the Timer Operator. Shotgun staged open and empty on table in the right bay.

Stage Procedure:

Sitting behind the left table loading (1) .45-70 round then firing the Sharps Rifle all under the T.O.'s supervision. You will shoot (1) .45-70 round (off the clock) at the Buffalo for a bonus. A miss is not a miss. Make Sharps Rifle safe and re-stage on table. Move to the center bay. When the Shooter is ready say the line **"Mark your targets Boys"**. With your first Pistol, shoot (1) round to the head (Circle), (1) round to the Heart and (3) rounds to the body (Squares). Holster. Repeat with second Pistol. Holster. Move to center of right bay. Retrieve your Shotgun and sweep the Knockdowns in any direction until down. Make Shotgun safe and retrieve your Rifle. Proceed to the unload table.

Targets: (3) Squares, (1) Circle, (1) Heart, (1) Buffalo, (2) Knockdowns