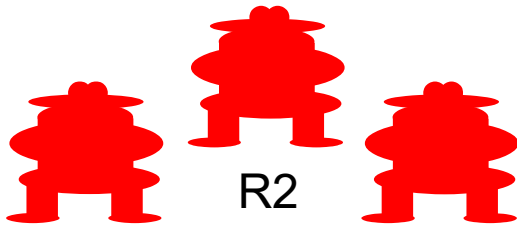


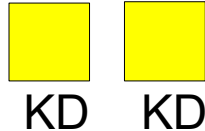
May 2017 SWR Stage 3

BUTCH & SUNDANCE

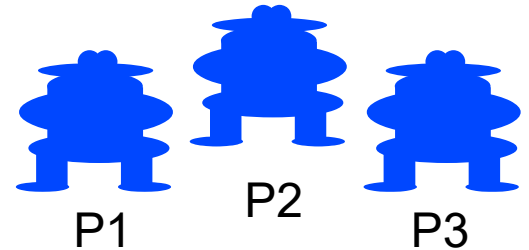
Ammo required: 10 Rifle 10 or 5 Pistol 2+ Shotgun



R1 R2 R3
A "Double Tap"
Nevada Sweep is
R1, R1, R2, R2, R3, R3.
R2, R2, R1, R1



KD KD

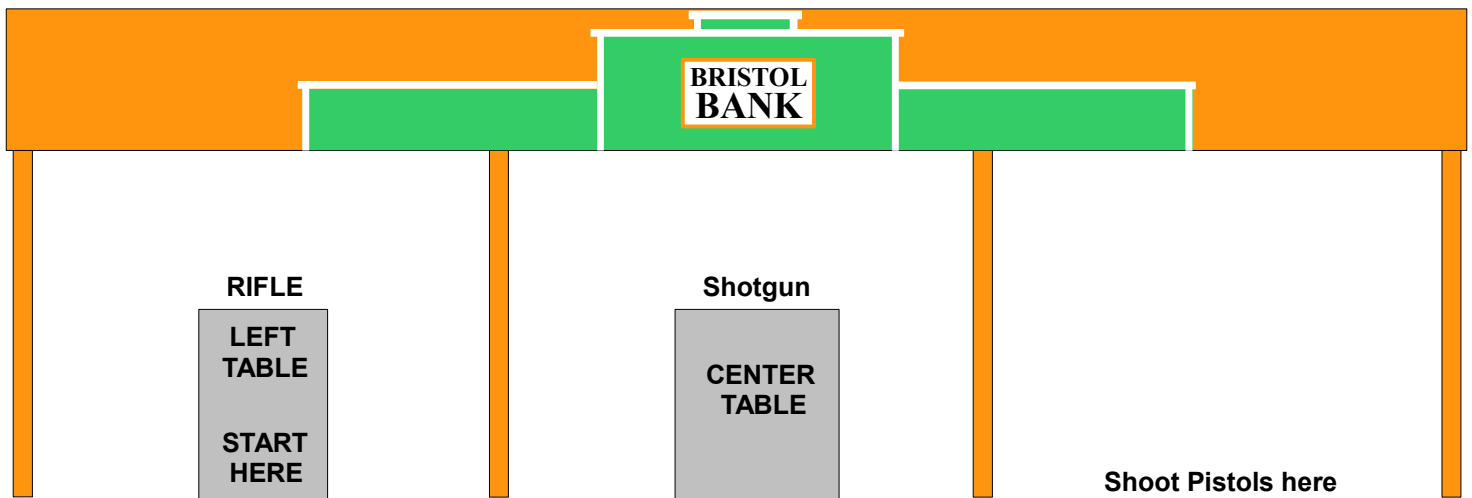


A "Double Tap"
Nevada Sweep is
P1, P1, P2, P2, P3, P3.
P2, P2, P1, P1

P1

P2

P3



You are riding in the Locomotive with the Engineer helping to guard a Gold shipment. Off in the Distance you see Butch and the Sundance Kid along with the Wild Bunch standing on the tracks with their Pistols drawn. The Engineer panics and starts to brake the train.

Stage Procedure:

Pistols holstered with (5) rounds each, HDOEC. Rifle loaded with (10) rounds, action closed, HDOEC staged on left table. Shotgun staged on center table open & empty.

Starting Position:

Standing in front of the left table with your hands on your belt.

When the Shooter is ready say the line **"Don't stop now"**

At the Beep, Retrieve your Rifle and shoot a "Double Tap" Nevada Sweep starting from the left. Make Rifle safe and re-stage on table. Move to center bay and retrieve your Shotgun. Shoot the Knockdowns in any direction until down. Make Shotgun safe and re-stage on table. Move to center of right bay. Draw first Pistol and shoot a "Double Tap Nevada Sweep" starting from the left. Holster and continue the sweep with second Pistol. Holster. Retrieve your long guns and proceed to unloading table. Working Cowboys shoot a single tap Nevada Sweep with Pistol

Targets: (6) Cowboys, (2) Knockdowns